
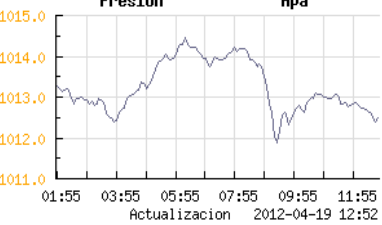

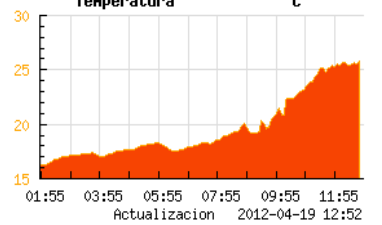



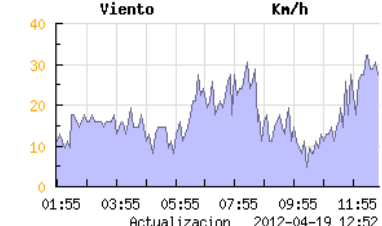

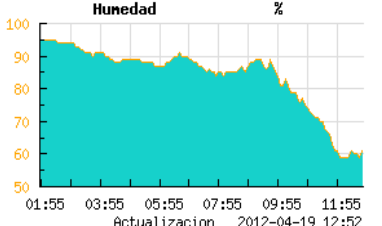



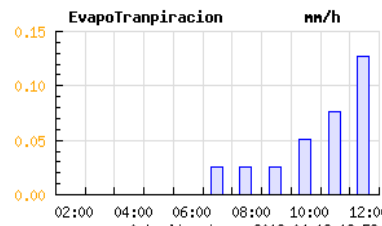

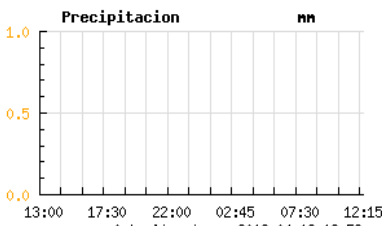



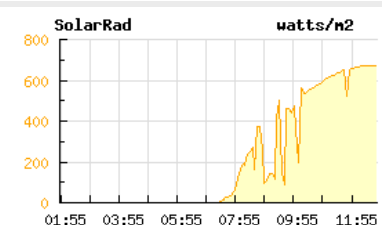

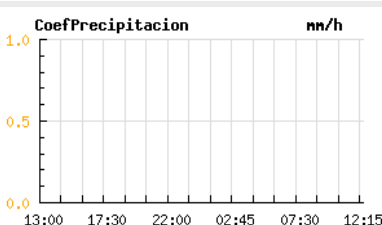



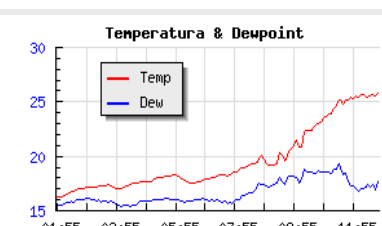

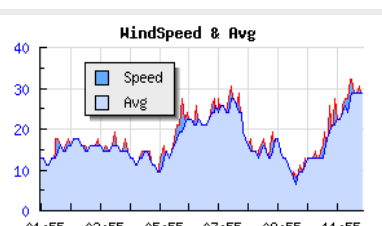





Centro de Datos : Condiciones actuales

Estación #24 XXXX

ESTACIÓN #24 VproNimbus 5.0													
ESTACIÓN	XXXX												
UBICACIÓN	Localidad (XXXX, Uruguay)Lat: XX.XX S Long: XX.XX W Elev: 124 m												
TIPO	Estación Meteorológica automática 24hs												
ÚLTIMA ACTUALIZACIÓN	2012-04-19 12:45:00 El Sol sale a las : 07:12:00 Se Oculta a las : 18:15:00												
DATOS ACTUALES													
TEMP EXTERIOR	25.78												
TEMP INTERIOR	24.61 C												
ULT 10' VIENTO	28.97 Km/h del NW												
PRESIÓN	1012.50												
HUMEDAD	61 %												
VIENTO	del NW a 27.36 Kmp/h												
RÁFAGAS	de 27Km/h a las 16:27:00												
ÚLTIMA LLUVIA	0.00												
COEF DE PREC	0.00												
INICIO DE LA TORMENTA	n/a												
LLUVIA DIARIA	0.00												
LLUVIAS DEL MES	27.00												
LLUVIAS DEL AÑO	258.00												
MÁXIMAS Y MÍNIMAS													
TEMP MÁXIMA	24.61 a las 13:00:00												
TEMP MÍNIMA	15.83 a las 06:52:00												
MÁXIMO IC	26.11 a las 12:58:00												
MÍNIMA ST	15.00 a las 22:14:00												
MÁXIMA RÁFAGA	27 Km/h a las 16:27:00												
MÍNIMA TEMP INT	22.78C a las 06:54:00												
MÁXIMO PR	20.00 C a las 12:51:00												
MÍNIMO PR	14.44 C a las 04:58:00												
MÁXIMA PRESIÓN	1018.05Hpa a las 09:57:00												
MÍNIMA PRESIÓN	1014.12Hpa a las 23:59:00												
MÁXIMA RADIACION	703watts a las 12:29:00												
MÁXIMO COEF PREC	0.00 mm/h a las 00:00:00												
IMAGEN SATELITAL													
													
GRÁFICAS DE TEMPERATURA, PRESIÓN, RÁFAGAS Y LLUVIA													
<table border="1" style="width:100%; border-collapse: collapse;"> <thead> <tr style="background-color: #e0e0e0;"> <th colspan="2">Presion Hpa</th> </tr> </thead> <tbody> <tr> <td style="text-align: right;">1015.0</td> <td style="text-align: left;">1011.0</td> </tr> <tr> <td colspan="2" style="text-align: center;">  </td> </tr> </tbody> </table>	Presion Hpa		1015.0	1011.0			<table border="1" style="width:100%; border-collapse: collapse;"> <thead> <tr style="background-color: #e0e0e0;"> <th colspan="2">Temperatura C</th> </tr> </thead> <tbody> <tr> <td style="text-align: right;">30</td> <td style="text-align: left;">15</td> </tr> <tr> <td colspan="2" style="text-align: center;">  </td> </tr> </tbody> </table>	Temperatura C		30	15		
Presion Hpa													
1015.0	1011.0												
													
Temperatura C													
30	15												
													
<table border="1" style="width:100%; border-collapse: collapse;"> <thead> <tr style="background-color: #e0e0e0;"> <th colspan="2">Viento Kn/h</th> </tr> </thead> <tbody> <tr> <td style="text-align: right;">40</td> <td style="text-align: left;">0</td> </tr> <tr> <td colspan="2" style="text-align: center;">  </td> </tr> </tbody> </table>	Viento Kn/h		40	0			<table border="1" style="width:100%; border-collapse: collapse;"> <thead> <tr style="background-color: #e0e0e0;"> <th colspan="2">Humedad %</th> </tr> </thead> <tbody> <tr> <td style="text-align: right;">100</td> <td style="text-align: left;">50</td> </tr> <tr> <td colspan="2" style="text-align: center;">  </td> </tr> </tbody> </table>	Humedad %		100	50		
Viento Kn/h													
40	0												
													
Humedad %													
100	50												
													
<table border="1" style="width:100%; border-collapse: collapse;"> <thead> <tr style="background-color: #e0e0e0;"> <th colspan="2">EvapoTranpiracion nn/h</th> </tr> </thead> <tbody> <tr> <td style="text-align: right;">0.15</td> <td style="text-align: left;">0.00</td> </tr> <tr> <td colspan="2" style="text-align: center;">  </td> </tr> </tbody> </table>	EvapoTranpiracion nn/h		0.15	0.00			<table border="1" style="width:100%; border-collapse: collapse;"> <thead> <tr style="background-color: #e0e0e0;"> <th colspan="2">Precipitacion nn</th> </tr> </thead> <tbody> <tr> <td style="text-align: right;">1.0</td> <td style="text-align: left;">0.0</td> </tr> <tr> <td colspan="2" style="text-align: center;">  </td> </tr> </tbody> </table>	Precipitacion nn		1.0	0.0		
EvapoTranpiracion nn/h													
0.15	0.00												
													
Precipitacion nn													
1.0	0.0												
													
<table border="1" style="width:100%; border-collapse: collapse;"> <thead> <tr style="background-color: #e0e0e0;"> <th colspan="2">SolarRad watts/n2</th> </tr> </thead> <tbody> <tr> <td style="text-align: right;">800</td> <td style="text-align: left;">0</td> </tr> <tr> <td colspan="2" style="text-align: center;">  </td> </tr> </tbody> </table>	SolarRad watts/n2		800	0			<table border="1" style="width:100%; border-collapse: collapse;"> <thead> <tr style="background-color: #e0e0e0;"> <th colspan="2">CoefPrecipitacion nn/h</th> </tr> </thead> <tbody> <tr> <td style="text-align: right;">1.0</td> <td style="text-align: left;">0.0</td> </tr> <tr> <td colspan="2" style="text-align: center;">  </td> </tr> </tbody> </table>	CoefPrecipitacion nn/h		1.0	0.0		
SolarRad watts/n2													
800	0												
													
CoefPrecipitacion nn/h													
1.0	0.0												
													
<table border="1" style="width:100%; border-collapse: collapse;"> <thead> <tr style="background-color: #e0e0e0;"> <th colspan="2">Temperatura & Dewpoint</th> </tr> </thead> <tbody> <tr> <td style="text-align: right;">30</td> <td style="text-align: left;">15</td> </tr> <tr> <td colspan="2" style="text-align: center;">  </td> </tr> </tbody> </table>	Temperatura & Dewpoint		30	15			<table border="1" style="width:100%; border-collapse: collapse;"> <thead> <tr style="background-color: #e0e0e0;"> <th colspan="2">MindSpeed & Avg</th> </tr> </thead> <tbody> <tr> <td style="text-align: right;">40</td> <td style="text-align: left;">0</td> </tr> <tr> <td colspan="2" style="text-align: center;">  </td> </tr> </tbody> </table>	MindSpeed & Avg		40	0		
Temperatura & Dewpoint													
30	15												
													
MindSpeed & Avg													
40	0												
													

[Volver arriba](#)

[Menos graficas](#)
[Maximas y Minimas](#)
[Resumen Hidrico](#)
[Resumen Hidrico xls](#)
[Historico cada 15'](#)
[Resumen de promedios mensuales](#)
[Volver a Actual](#)